



# ENVIRONMENTAL PRODUCT DECLARATION

*Environmentální prohlášení o produktu*

In accordance with (v souladu s) EN 15804 and ISO 14025

## Isover ORSIK / ORSET

**Declaration owner:**  
Výrobce: Saint-Gobain Construction Products CZ a.s., Isover division

**EPD Programme:**  
Pravidla značení: Národní program environmentálního značení

**Declaration number :**  
Registrační číslo: 3013EPD-15-0399

**Issued:**  
Datum vydání: 3. 11. 2015

**Valid to:**  
Platné do: 3. 11. 2020



**Isover**  
SAINT-GOBAIN

The environmental impacts of this product have been assessed over its whole life cycle. Its Environmental Product Declaration has been verified by an independent third party.



Verified EPD by Independent Third Party Accredited Certification Body  
Building Research Institute - Certification Company Ltd.  
Czech Republic, Prazska 810/16, 102 21 Praha 10 info@vups.cz www.vups.cz

## General information

**Manufacturer:** Saint-Gobain Construction Products CZ a.s., Isover division  
Počernická 272/96, 108 03 Prague 10, Czech Republic  
VAT CZ25029673

**About company:** International company, enterprising in 64 countries, part of Saint-Gobain group, more than 190 000 employees. Subject of enterprise of Isover division is to produce and sell thermal insulation from mineral wool, expanded and extruded polystyrene, their accessories and providing technical support for marketed solutions.

**Product name and manufacturer represented:** Isover ORSIK / ORSET;  
Saint-Gobain Construction Products CZ a.s, Isover division  
Factory address: Masarykova 197, 517 50 Častolovice, Czech Republic

**Harmonised Commodity Code:** 68069000

<b>EPD Programme:</b>	Národní program environmentálního značení
<b>Registration no:</b>	3013EPD-15-0399
<b>Date of publication:</b>	3. 11. 2015
<b>EPD validity:</b>	3. 11. 2020
<b>EPD valid within the following geographical area:</b>	National
<b>Generic PCR review conducted by:</b>	EN 15804
<b>Information for the Environmental Product Declaration based on:</b>	General report on Isover LCA Castolovice, Paris, France: Isover, 2015
<b>Independent external verification of the declaration and data, according to ISO 14025:</b>	Third party verification: Mgr. Barbora Vlasatá, Certification body for EPD, Výzkumný ústav pozemních staveb – Certifikační společnost, s.r.o., Praha, Czech Republic
<b>Accredited or approved by</b>	ČIA, Czech Accreditation Institute.

**EPD calculation has been done in Ecobilan software TEAM, version 5.1. by:**

Ing. Petr Vacek  
Saint-Gobain Construction Products CZ a.s.,  
Isover division, Czech Republic

**ISOVER**  
SAINT-GOBAIN  
Saint-Gobain Construction Products CZ a.s.  
divize Isover  
Počernická 272/96, 108 03 Praha 10  
DIČ/VAT: CZ25029673

**Independent verification of calculation data and other environmental information:**

Mgr. Barbora Vlasatá  
Výzkumný ústav pozemních staveb, Certifikační společnost, s.r.o. Praha, Czech Republic





# Product description

## Product description and description of use:

This EPD describes the environmental impacts of 1 m<sup>2</sup> of mineral wool product. EPD was created from complete data included all thicknesses of the product. Each thickness influences environmental impacts specifically, their individual impacts were taken into account by the real production and sale rate. Thickness proportions are listed thereafter.

Production process of this mineral wool uses natural and abundant raw materials (volcanic rock), blast-furnace slag, recycled content (briquettes), fusion and fiberising techniques to produce stone wool. The products obtained come in the form of a "mineral wool mat" consisting of a soft, airy structure. It is made of hydrophilic mineral wool, so it has special parameters unlike to standard mineral wool. (see *Manufacturing process flow diagram on page 6*)

Isover ORSIK (Isover ORSET) slabs are suitable for unloaded insulations of the pitched roofs, ceilings, false ceilings and other light sandwich constructions. Product Isover ORSET is a special form of Isover ORSIK (same density, mechanical properties, thermal, acoustic and fire properties) but with slightly different dimensions, adjusted to gypsum plasterboard profiles. The primary use of Isover ORSET are these partition walls.

Dimensions of Isover ORSIK: 1200 x 600 mm

Dimensions of Isover ORSET: 1000 x 625 mm



Example of use Isover ORSIK



Example of use Isover ORSET

**Product parameters for EPD calculation:**

PARAMETER	VALUE
Thickness of product	100 mm (from range 40 -200 mm)
Density	30 kg. m <sup>3</sup> (constant for all thicknesses )
Recycled briquette content	33,4 %
Surfacing	None
Packaging for the distribution and transportation	Polyethylene: 4,4 g/m <sup>2</sup> (free parcels)
Quantity by transport (truck)	3240 kg
Distance transport (by truck) od the final product	120 km
Product used for the Installation:	None
Implementation loss rate	0,05 %

**Technical data / physical characteristics:**

PARAMETER	VALUE
Thermal resistance (100 mm) (EN 12162)	2,65 K.m <sup>2</sup> .W <sup>-1</sup>
Thermal conductivity coefficient $\lambda_D$ (EN 12667)	0,038 W.m <sup>-1</sup> .K <sup>-1</sup>
Water vapour transmission (EN 12086)	1 [-]
Compressive strength (EN 826)	Not declared
Tensile strength (EN 1607)	Not declared
Reaction to fire class (EN 13 501-1)	A1

More info: <http://www.isover.cz/en/declaration-of-performance>

**Chemical and hazard information:**

Substance	C.A.S. number <sup>(2)</sup>	Amount weight (%)	Classification and labelling (Regulation (CE) n° 1272/2008)	Classification and labelling (European directive 67/548/EEC) <sup>(4)</sup>
Stone wool <sup>(1)</sup>		over 95 %	Not classified <sup>(3)</sup>	Not classified
Terpolymerbinder		5%	Not classified	Not classified

(1): Man-made vitreous (silicate) fibres with random orientation with alkaline oxide and alkali earth oxide (Na<sub>2</sub>O+K<sub>2</sub>O+CaO+MgO+BaO) content greater than 18% by weight and fulfilling one of the nota Q conditions

(2): C.A.S. : Chemical Abstract Service

(3): Non classified H351 "suspected of causing cancer". Stone fibres are not classified carcinogenic according to the note Q of the Directive 97/69/EEC and the regulation n° 1272/2008 (page 335 of the JOCE L353 of December 31, 2008)

(4): Where substances are classified in accordance with Regulation (EC) No 1272/2008 during the period from its entry into force until 1 December 2010, that classification may be added in the safety data sheet together with the classification in accordance with Directive 67/548/EEC. From 1 December 2010 until 1 June 2015, the safety data sheets for substances shall contain the classification

More info: <http://www.isover.cz/en/safety-documents>

**Most important hazards:** There is no Hazard statement associated with this product

Material doesn't content any of substances listed in the "Candidate List of Substances of Very High Concern for authorisation

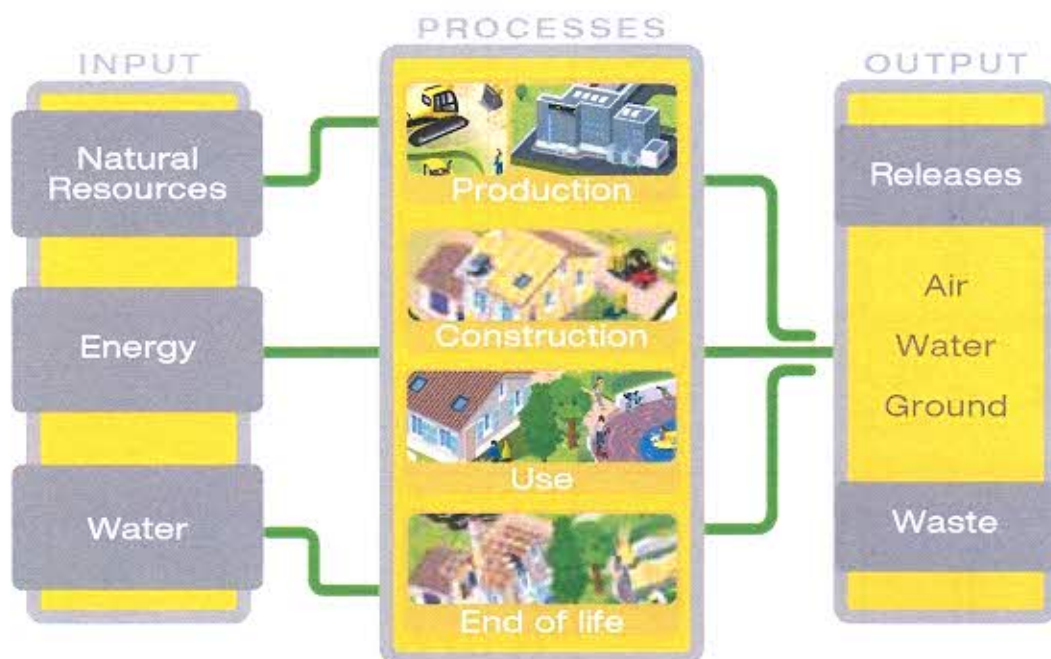




## LCA calculation information

<b>FUNCTIONAL UNIT</b>	Providing a thermal insulation on 1 m <sup>2</sup> with a thermal resistance of 2,65 K.m <sup>2</sup> .W <sup>-1</sup>
<b>SYSTEM BOUNDARIES</b>	Cradle to Grave: Mandatory stages = A1-3, A4-5, B1-7, C1-4 and Optional stage = D
<b>REFERENCE SERVICE LIFE (RSL)</b>	50 years
<b>CUT-OFF RULES</b>	<p>The use of cut-off criterion on mass inputs and primary energy at the unit process level (1%) and at the information module level (5%);</p> <p>Flows related to human activities such as employee transport are excluded;</p> <p>The construction of plants, production of machines and transportation systems is excluded since the related flows are supposed to be negligible compared to the production of the building product when compared at these systems lifetime level;</p> <p>Product parts, that are neglectable for its small influence, are for example Paper Labels, used for labelling insulation parcels and pallets.</p>
<b>ALLOCATIONS</b>	Allocation criteria are based on mass
<b>GEOGRAPHICAL COVERAGE AND TIME PERIOD</b>	Czech Republic 2013

According to EN 15804, EPD of construction products may not be comparable if they do not comply with this standard. According to ISO 21930, EPD might not be comparable if they are from different programmes.



# Life cycle stages

BUILDING ASSESSMENT INFORMATION									
BUILDING LIFE CYCLE INFORMATION									
EPD	A 1-3				A 4-5				no RSL
	PRODUCT stage				CONSTRUCTION PROCESS stage				
	A1	A2	A3	A4	A5	scenario	scenario		
	Raw material supply		Transport		Construction-installation process				
	Manufacturing		Transport		Use				
	B1		B2	B3	B4	B5	scenario	scenario	
	Maintenance		Repair		Replacement				
	Refurbishment		Operational energy use		Operational water use				
	B6		B7		scenario		scenario		
	C 1-4		END OF LIFE stage		C1		C2	C3	
De-construction demolition		Transport		Waste processing		Disposal			
scenario		scenario		scenario		scenario			
D									
Benefits and loads beyond the system boundary									
Reuse-Recovery Recycling potential									
SUPPLEMENTARY INFORMATION BEYOND THE BUILDING LIFE CYCLE									

## Product stage, A1-A3

### Description of the stage:

The product stage of the mineral wool products is subdivided into 3 modules A1, A2 and A3 respectively "Raw material supply", "transport" and "manufacturing".

The aggregation of the modules A1, A2 and A3 is a possibility considered by the EN 15 804 standard. This rule is applied in this EPD.

### Description of scenarios and additional technical information:

#### A1, Raw material supply

This module takes into account the extraction and processing of all raw materials and energy which occur upstream to the studied manufacturing process.

Specifically, the raw material supply covers production binder components and sourcing (quarry) of raw materials for fibre production, e.g. basalt and slag for stone wool. Besides these raw materials, recycled materials (briquettes) are also used as input. See detailed info at the end of this EPD.

#### A2, transport to the manufacturer

The raw materials are transported to the manufacturing site. In our case, the modelling include: road transportations (average values) of each raw material.

#### A3, manufacturing

This module includes process taking place on the manufacturing site. Specifically, it covers stone wool fabrication including melting and fiberization see process flow diagram and packaging. The production of packaging material is taking into account at this stage.

### Manufacturing process schema





## Construction process stage, A4-A5

**Description of the stage:** The construction process is divided into 2 modules: transport to the building site A4 and installation A5.

**A4, Transport to the building site:** This module includes transport from the production gate to the building site.

Transport is calculated on the basis of a scenario with the parameters described in the following table.

PARAMETER	VALUE
<b>Fuel type and consumption of vehicle or vehicle type used for transport e.g. long distance truck, boat, etc.</b>	Average truck trailer with a 24t payload, diesel consumption 38 litres for 100 km
<b>Distance</b>	120 km (for further distances could be A4 criteria linearly adjusted)
<b>Capacity utilisation (including empty returns)</b>	95 % of the capacity in volume 30 % of empty returns
<b>Bulk density of transported products</b>	30 kg/m <sup>3</sup>
<b>Volume capacity utilisation factor</b>	1 (by default)

**A5, Installation in the building:** This module includes

- Wastage of products: see following table 5 %. These losses are landfilled (landfill model for stone wool see chapter end of life),
- Additional production processes to compensate for the loss,
- Processing of packaging wastes: they are 100 % collected and modelled as recovered matter.

PARAMETER	VALUE
<b>Wastage of materials on the building site before waste processing, generated by the product's installation (specified by type)</b>	5 %
<b>Output materials (specified by type) as results of waste processing at the building site e.g. of collection for recycling, for energy recovering, disposal (specified by route)</b>	Packaging wastes are 100 % collected and modelled as recovered matter Stone wool losses are landfilled



## Use stage (excluding potential savings), B1-B7

**Description of the stage:** The use stage is divided into the following modules:

- B1: Use
- B2: Maintenance
- B3: Repair
- B4: Replacement
- B5: Refurbishment
- B6: Operational energy use
- B7: Operational water use

**Description of scenarios and additional technical information:**

Once installation is complete, no actions or technical operations are required during the use stages until the end of life stage. Therefore mineral wool insulation products have no impact (excluding potential energy savings) on this stage.

## End-of-life stage C1-C4\*

**Description of the stage:**

The stage includes the different modules of end-of-life detailed below.

### C1, de-construction, demolition

The de-construction and/or dismantling of insulation products take part of the demolition of the entire building. In our case, the environmental impact is assumed to be very small and can be neglected.

### C2, transport to waste processing

The model use for the transportation is applied.

### C3, waste processing for reuse, recovery and/or recycling;

The product is considered to be landfilled without reuse, recovery or recycling.

### C4, disposal;

The stone wool is assumed to be 100% landfilled.

**Description of scenarios and additional technical information:** See below

**End-of-life:**

PARAMETER	VALUE/DESCRIPTION
Collection process specified by type	3 kg (collected with mixed construction waste)
Recovery system specified by type	No re-use, recycling or energy recovery
Disposal specified by type	3 kg g are landfilled
Assumptions for scenario development (e.g. transportation)	Average truck trailer with a 24 t payload, diesel consumption 38 litres for 100 km 25 km

## Reuse/recovery/recycling potential, D\*

**Description of the stage:** Packaging wastes from module A5 are reported in this module as recovered matter for information...

\*see Environmental positive contribution at the end of EPD



## LCA results

LCA model, aggregation of data and environmental impact are calculated from the TEAM™ software 5.1.








Resume of the LCA results detailed on the following tabs.

Environmental impacts of other thicknesses can be recounted by the design factor (on the material density and thickness base):

thickness (mm)	40	50	60	80	100	120	140	160	180	200
factor	0,4	0,5	0,6	0,8	1,0	1,2	1,4	1,6	1,8	2,0












Parameters	Product stage	Construction process stage		Use stage						End-of-life stage				D Reuse, recovery, recycling	
		A4 Transport	A5 Installation	B1 Use	B2 Maintenance	B3 Repair	B4 Replacement	B5 Refurbishment	B6 Operational energy use	B7 Operational water use	C1 Deconstruction / demolition	C2 Transport	C3 Waste processing		C4 Disposal
 Global Warming Potential (GWP) - kg CO2 equiv/FU	A1 / A2 / A3														
	5,9E+00	1,2E-01	3,0E-01	0	0	0	0	0	0	0	0	2,7E-02	0	0	0
The global warming potential of a gas refers to the total contribution to global warming resulting from the emission of one unit of that gas relative to one unit of the reference gas, carbon dioxide, which is assigned a value of 1.															
 Ozone Depletion (ODP) kg CFC 11 equiv/FU	1,9E-07	8,3E-08	1,4E-08	0	0	0	0	0	0	0	0	1,9E-08	0	0	0
	Destruction of the stratospheric ozone layer which shields the earth from ultraviolet radiation harmful to life. This destruction of ozone is caused by the breakdown of certain chlorine and/or bromine containing compounds (chlorofluorocarbons or halons), which break down when they reach the stratosphere and then catalytically destroy ozone molecules.														
 Acidification potential (AP) kg SO2 equiv/FU	3,8E-02	7,1E-04	1,9E-03	0	0	0	0	0	0	0	0	1,6E-04	0	0	0
	Acid depositions have negative impacts on natural ecosystems and the man-made environment incl. buildings. The main sources for emissions of acidifying substances are agriculture and fossil fuel combustion used for electricity production, heating and transport.														
 Eutrophication potential (EP) kg (PO4)3- equiv/FU	2,3E-03	1,8E-04	1,2E-04	0	0	0	0	0	0	0	0	4,0E-05	0	1,2E-05	0
	Excessive enrichment of waters and continental surfaces with nutrients, and the associated adverse biological effects.														
 Photochemical ozone creation (POPC) Ethene equiv/FU	2,0E-03	1,6E-05	1,0E-04	0	0	0	0	0	0	0	0	3,6E-06	0	0	0
	Chemical reactions brought about by the light energy of the sun. The reaction of nitrogen oxides with hydrocarbons in the presence of sunlight to form ozone is an example of a photochemical reaction.														
 Abiotic depletion potential for non-fossil resources (ADP-elements) - kg Sb equiv/FU	9,2E-07	1,7E-11	4,6E-08	0	0	0	0	0	0	0	0	3,9E-12	0	0	0
	9,2E+01	1,5E+00	4,7E+00	0	0	0	0	0	0	0	0	3,3E-01	0	0	0
 Abiotic depletion potential for fossil resources (ADP-fossil fuels) - MJ/FU															



# RESOURCE USE




Parameters	Product stage	Construction process stage		Use stage								End-of-life stage				D Reuse, recovery, recycling
		A4 Transport	A5 Installation	B1 Use	B2 Maintenance	B3 Repair	B4 Replacement	B5 Refurbishment	B6 Operational energy use	B7 Operational water use	C1 Deconstruction / demolition	C2 Transport	C3 Waste processing	C4 Disposal		
 Use of renewable primary energy excluding renewable primary energy resources used as raw materials - MJ/FU	A1 / A2 / A3	8,2E-04	5,9E-02	0	0	0	0	0	0	0	0	1,8E-04	0	0	0	0
	-	-	-	-	-	-	-	-	-	-	-	-	-	-	-	-
 Total use of renewable primary energy resources (primary energy and primary energy resources used as raw materials) MJ/FU	1,2E+00	8,2E-04	5,9E-02	0	0	0	0	0	0	0	0	1,8E-04	0	0	0	0
	8,0E+01	1,5E+00	4,1E+00	0	0	0	0	0	0	0	0	3,3E-01	0	0	0	0
 Use of non-renewable primary energy excluding non-renewable primary energy resources used as raw materials - MJ/FU	-	-	-	-	-	-	-	-	-	-	-	-	-	-	-	-
	8,0E+01	1,5E+00	4,1E+00	0	0	0	0	0	0	0	0	3,3E-01	0	0	0	0
 Use of secondary material kg/FU	2,1E+00	0	1,1E-01	0	0	0	0	0	0	0	0	0	0	0	0	1,5E-02
	-	-	-	-	-	-	-	-	-	-	-	-	-	-	-	-
 Use of renewable secondary fuels- MJ/FU	-	-	-	-	-	-	-	-	-	-	-	-	-	-	-	-
	-	-	-	-	-	-	-	-	-	-	-	-	-	-	-	-
 Use of non-renewable secondary fuels - MJ/FU	-	-	-	-	-	-	-	-	-	-	-	-	-	-	-	-
	1,9E-02	1,4E-04	9,8E-04	0	0	0	0	0	0	0	0	3,2E-05	0	0	0	0











# WASTE CATEGORIES

Parameters	Product stage	Construction process stage		Use stage							End-of-life stage				D Reuse, recovery, recycling	
		A1 / A2 / A3	A4 Transport	A5 Installation	B1 Use	B2 Maintenance	B3 Repair	B4 Replacement	B5 Refurbishment	B6 Operational energy use	B7 Operational water use	C1 Deconstruction / demolition	C2 Transport	C3 Waste processing		C4 Disposal
 Hazardous waste disposed kg/FU	1,0E-03	3,4E-05	5,4E-05	0	0	0	0	0	0	0	0	0	7,6E-06	0	0	0
 Non-hazardous waste disposed kg/FU	1,1E+00	1,3E-04	3,5E-01	0	0	0	0	0	0	0	0	0	2,8E-05	0	3,0E+00	0
 Radioactive waste disposed kg/FU	1,0E-04	2,4E-05	6,3E-06	0	0	0	0	0	0	0	0	0	5,3E-06	0	0	0



# OUTPUT FLOWS

Parameters	Product stage	Construction process stage		Use stage							End-of-life stage				D Reuse, recovery, recycling	
		A4 Transport	A5 Installation	B1 Use	B2 Maintenance	B3 Repair	B4 Replacement	B5 Refurbishment	B6 Operational energy use	B7 Operational water use	C1 Deconstruction / demolition	C2 Transport	C3 Waste processing	C4 Disposal		
 Components for re-use kg/FU	-	-	-	-	-	-	-	-	-	-	-	-	-	-	-	-
 Materials for recycling kg/FU	2,6E+00	5,9E-07	1,4E-01	0	0	0	0	0	0	0	0	1,3E-07	0	0	0	0
 Materials for energy recovery kg/FU	-	-	-	-	-	-	-	-	-	-	-	-	-	-	-	-
 Exported energy MJ/FU	6,7E-03	0	3,3E-04	0	0	0	0	0	0	0	0	0	0	0	0	0





# LCA interpretation



[1] This indicator corresponds to the abiotic depletion potential of fossil resources. *Potenciál úbytku nerostných surovin.*

[2] This indicator corresponds to the total use of primary energy. *Spotřeba primární energie.*

[3] This indicator corresponds to the use of net fresh water. *Spotřeba vody.*

[4] This indicator corresponds to the sum of hazardous, non-hazardous and radioactive waste disposed. *Tvorba odpadu klasifikovaného jako bezpečný, nebezpečný a radioaktivní.*

## \*Environmental positive contribution

Waste processing for reuse, recovery and/or recycling (not considered in the LCA scenarios of this EPD):

Factory mineral wool waste can be processed into recycled briquettes for mineral wool production. Only internal recycled products (that never leave factory gate) can be used as a production input and it is mentioned only at **part A1** - Raw material supply. Main parts of these briquettes are Milled wet mineral waste, Cement and Bauxit.



Second way how to reuse or recycle old mineral wool waste is to mill it and use it as a blown wool for attic floor insulation or for cavity constructions. This option is now available only for an internal waste recycling (for products, that have never been used in real constructions). That's why this reuse and recycling is not counted also for stages C and D of this EPD.



## Additional information

Production process follows in addition these international standards:

ČSN EN ISO 9001: 2009  
ČSN EN ISO 14001: 2005

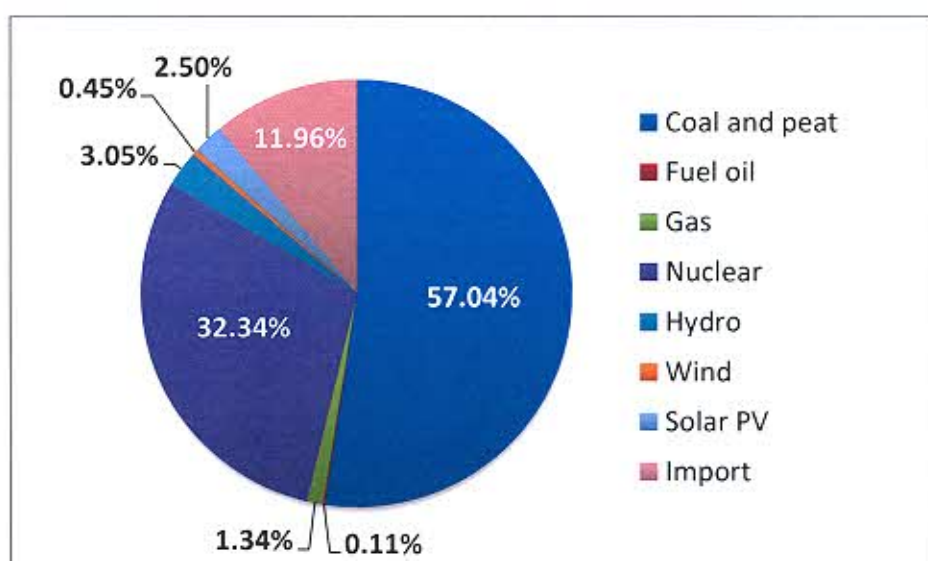




## Additional information

The electricity production model considered for the modelling of Saint-Gobain plant is:  
401 Electricity (Czech Republic, 2011)

TYPE OF INFORMATION	DESCRIPTION
Location	Representative of average production in Czech Republic (2011)
Geographical representativeness description	Breakdown of energy sources in Czech Republic (source: IEA 2011):-: Coal and peat: 57.04%- Fuel oil: 0.11%- Gas: 1.34%- Nuclear: 32.34%- Hydro: 3.05%- Tide: 0.00%- Wind: 0.45%- Solar PV: 2.50%- Other non-thermal: 0.00%Import: 11.96%
Reference year	2011
Type of data set	Cradle to gate
Source	IEA 2011



## References

- [1] ČSN EN 15804. Sustainability of construction works - Environmental product declarations - Core rules for the product category of construction products. Prague: Úřad pro technickou normalizaci, metrologii a státní zkušebnictví, 2012
- [2] ČSN ISO 14025. Environmental labels and declarations - Type III environmental declarations - Principles and procedures. Prague: ČESKÝ NORMALIZAČNÍ INSTITUT, 2006
- [3] General report on isover LCA Castolovice. Paris, France: Isover, 2015
- [4] Pravidla Ministerstva životního prostředí k realizaci Národního programu environmentálního značení, 2007